

End-Of-Journey Facilities

Product Range

1300 780 450

UBC01
Module


Metal cladding on roof for above ground applications



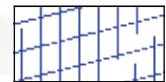
Pedestrian gate with magnetic lock and access control



Choice of mesh cladding



71 x 9 x 4mm security mesh (higher anti-cutting protection) INFILLSCMESH

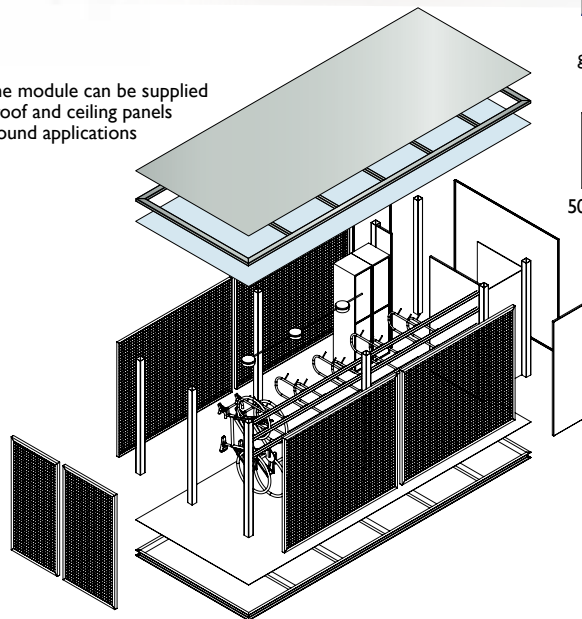


50 x 50 x 4mm galvanised wire mesh INFILLWMESH



50 x 10mm timber slats INFILLTIM50

The module can be supplied with roof and ceiling panels for above ground applications



Retro-fit Installation


There is a growing need to build or 'retro-fit' secure bicycle parking areas and change rooms, showers and the like to existing buildings.

To avoid expensive building works, Securabike has designed a 'bike module' that can be used in both indoor and outdoor applications. The module is designed to fit into a single car space, and can be further expanded to occupy 2 or 3 car spaces.

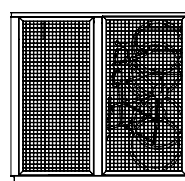
Modules are supplied in kit form and can be quickly assembled once on site.

A single car space can accommodate secure bicycle parking, change area, shower and clothes lockers for up to 10 cyclists. In outdoor installations modules can be fitted with green solar powered hot water systems and lighting.

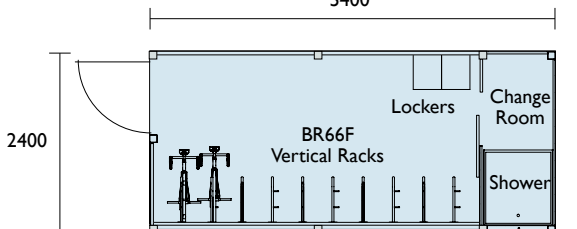
Side Elevation



Front Elevation



Plan View
5400



Converting 1 car space

PLEASE NOTE: Rack selection and AS2890 compliance could reduce the quantity of bicycles to be parked within the cage. Please consult our sales team for free layout drawings and advice.

Material Specifications (General)

Structure 100 x 100 / 100 x 50 steel sections / galvanised / powder coated in a range of colours
Cladding 50 x 50 x 4mm / 71 x 9 x 4mm steel mesh / metal cladding / galvanised / powder coated in a range of colours

