

End-Of-Journey Facilities

Product Range

1300 780 450

UBC03

Pedestrian gate with magnetic lock and access control

Metal cladding on roof for above ground applications




Choice of mesh cladding

Metal cladding to shower area



50 x 50 x 4mm galvanised wire mesh
INFILLWMESH



71 x 9 x 4mm security mesh (higher anti-cutting protection)
INFILLSCMESH

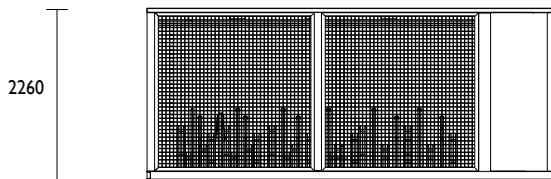


50 x 10mm timber slats
INFILLTIM50

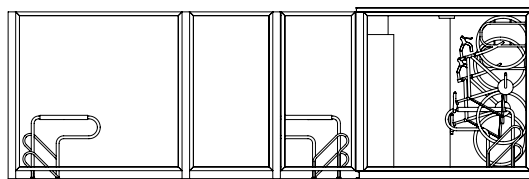
Either horizontal or vertical racks, or a combination of both can be used to store bicycles

PLEASE NOTE:
Rack selection and AS2890 compliance could reduce the quantity of bicycles to be parked within the cage. Please consult our sales team for free layout drawings and advice.

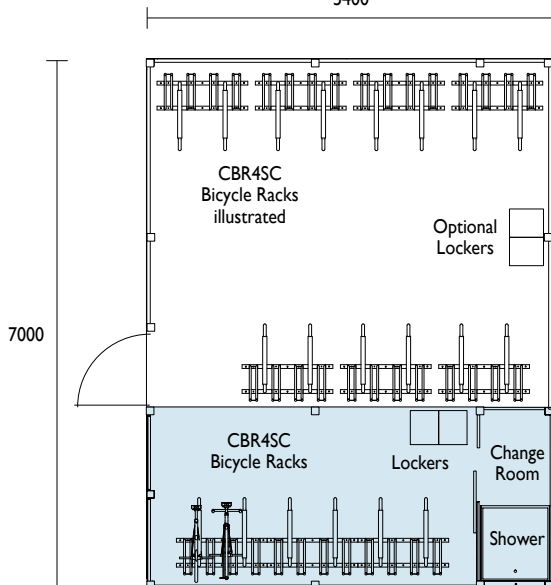
Side Elevation



Front Elevation / Section

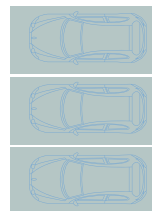


Plan View
5400



Modular wire mesh panels used to expand to 2 car spaces

UBC01 Module
(Covered Top)



Converting 3 car spaces

Material Specifications (General)

Structure 100 x 100 / 100 x 50 steel sections / Galvanised / Powder coated in a range of colours
Cladding 50 x 50 x 4mm / 71 x 9 x 4mm steel mesh / Metal cladding / Galvanised / Powder coated in a range of colours

