

End-of-Journey > Multiple Rack Cages

MHBC68 Palm Cove Cage

- The Securabike approach to designing bicycle cages and shelters is that they are:
- Open and inviting
 - Safe and secure
 - Modern and attractive
 - Easy to use


Various steel roof options
optional Polycarbonate panels




Choice of mesh cladding:



Stainless Steel Wires
INFILLSSW



50 x 50 x 4mm galvanised mesh
INFILLWMESH



71 x 9 x 4mm anti-climb mesh
INFILLSCMESH



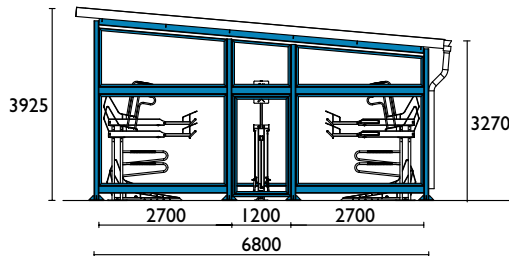
Redfern
INFILLRED65



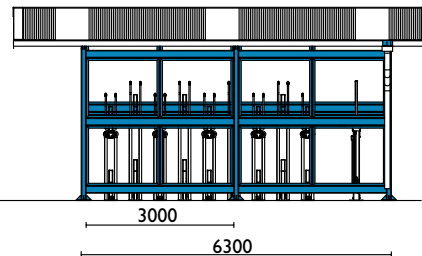
50 x 10mm timber slats
INFILLTIM50

CBR2GS / BBR501
shown

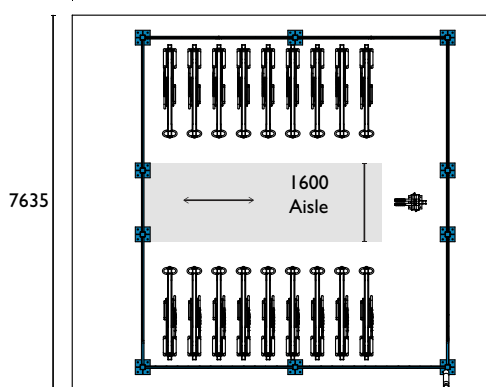
Front Elevation



Side Elevation



Plan View
8500



The Palm Cove is a modular design that can be expanded using 1500mm wide panels

Product code	Length	No. of Bicycles	No. of Bicycles with BBR501
MHBC68	5500	20	12
MHBC69	7000	32	24
MHBC70	8500	44	36
MHBC71	10000	56	48
MHBC72	11500	68	60

Material Specifications (General)

- Structure: 100 x 100 x 5mm SHS / 150 x 50mm FIRMLOK® / 50 x 50 x 4mm steel angles
- Cladding: Various (See Above)
- Finish: Hot dipped galvanised / Powder coated in a range of colours

